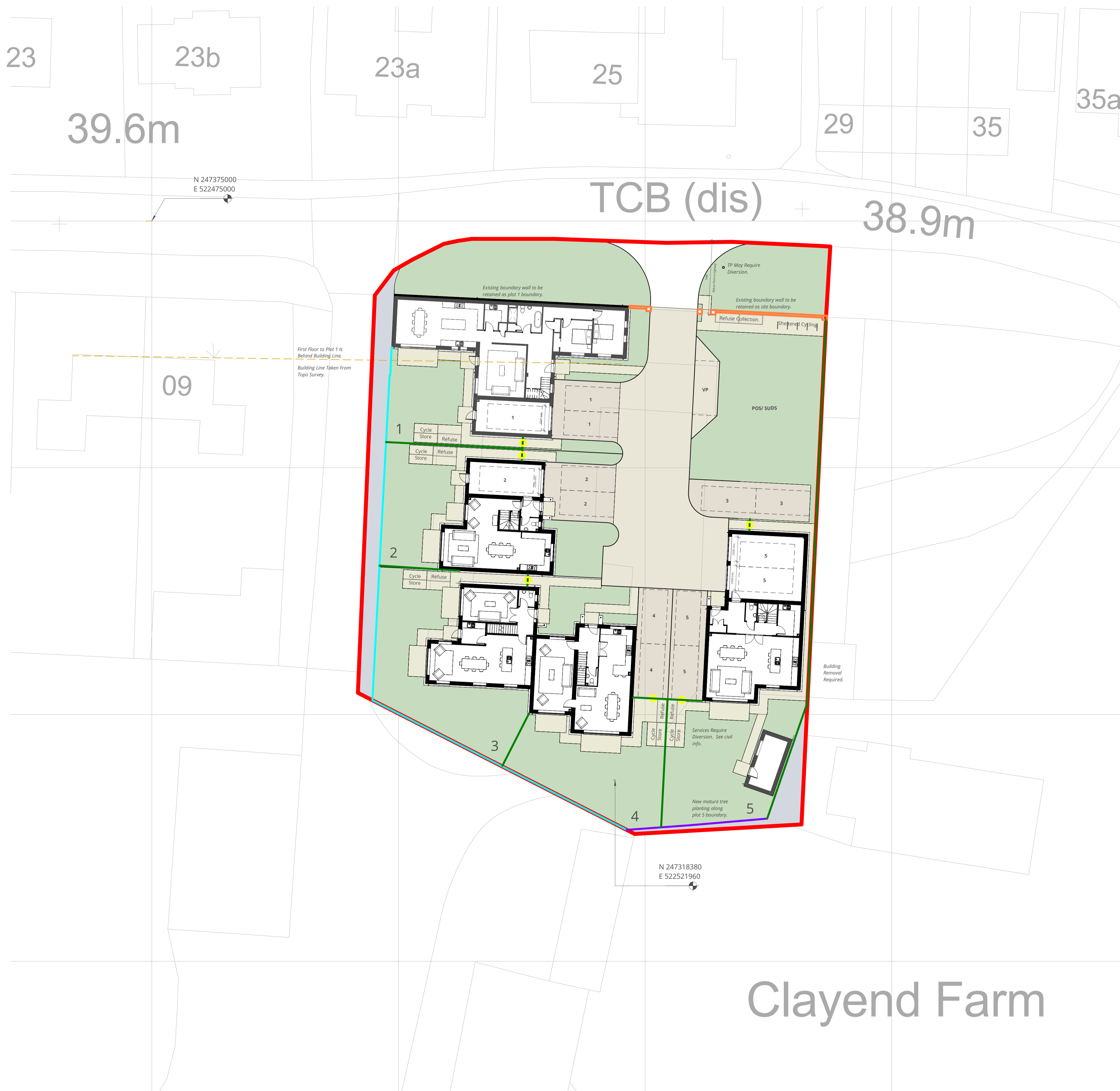


- Do not scale off this drawing. Use figured dimensions only.
- All dimensions are in millimeters unless otherwise noted.
- All dimensions to be checked on site.
- All omissions & discrepancies to be reported to the architect immediately.
- Check site conditions prior to commencement of works.
- This drawing is to be read in conjunction with other consultants & specialist drawings.

Rev	Description	Date
P0 1	First Issue	21.10.22
P0 2	Revised to show outbuilding of plot 5.	04.12.22
P0 3	Revised to remove carports	27.02.23



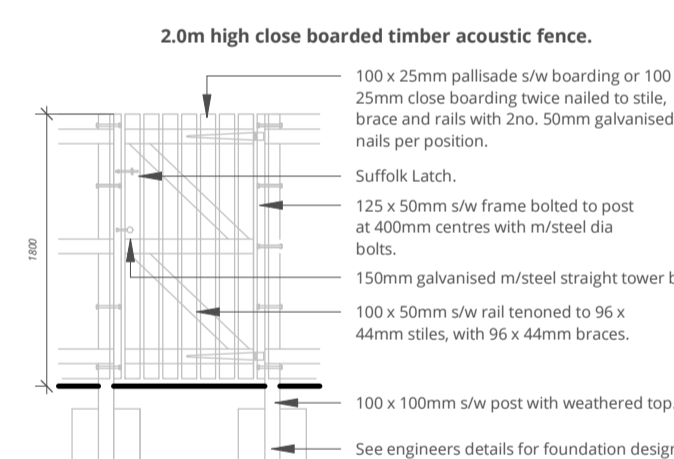
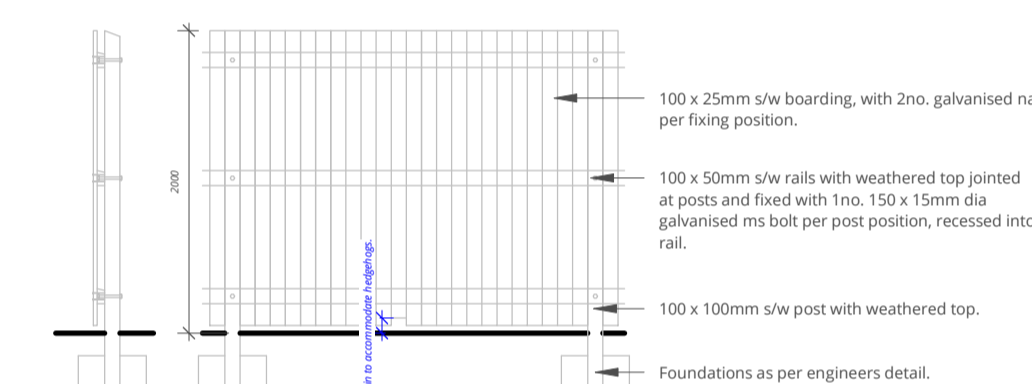
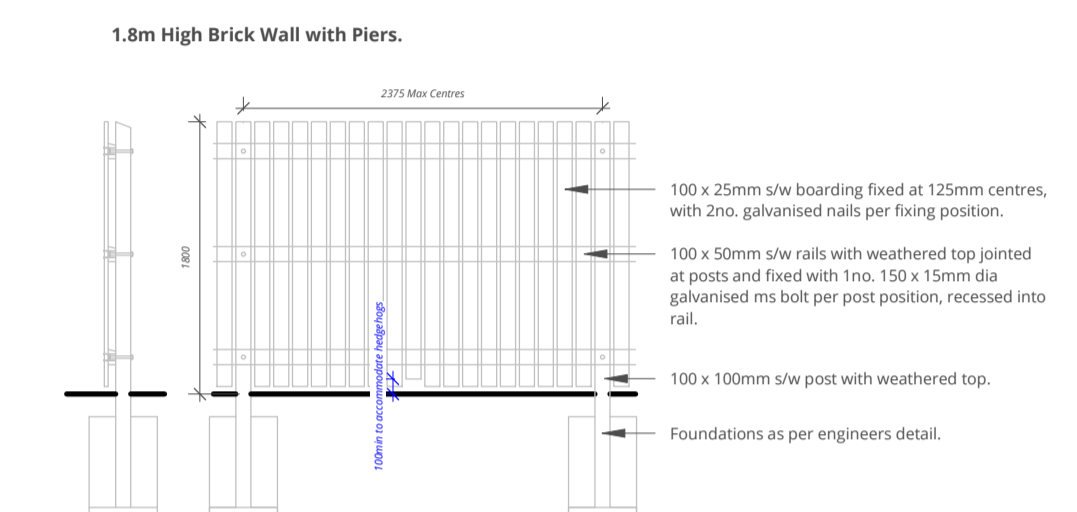

STRATEGIC LEGEND

ALL DRAWINGS TO BE READ IN CONJUNCTION WITH SPECIALIST DESIGNER/ENGINEERING DRAWINGS

NOTES:

- - RED LINE BOUNDARY DENOTED IN RED.
- - 2.0m HIGH TIMBER ACOUSTIC FENCE.
- - EXISTING BRICK WALL RETAINED TO CREATE PLOT 1 EXTERNAL WALL. EXISTING WALL RETAINED WITH NEW PIERS TO ENTRANCE AND BOUNDARY.
- - 1.8m HIGH TIMBER FENCE.
- - AS EXISTING.
- - GATE TO MATCH BOUNDARY.

* Contractor to arrange party wall agreements with adjacent neighbours where required.
* Existing boundaries to be assessed and made good where required.



Proposed timber gate.



DESIGN INTENT ONLY DRAWINGS. PLEASE SEE SUB CONTRACTOR INFORMATION FOR FINAL DETAILS. PLEASE SEE ENGINEERS FOUNDATION DESIGN. ENGINEER TO COMMENT ON ALL DESIGN INFORMATION PRIOR TO INSTALLATION.

EDWARDS ARCHITECTURE

The Counting House, Brewhouse Bank, Fish Quay, North Shields. NE30 1LL
T: 0191 649 8404
E: info@edwardsarchitecture.co.uk
W: www.edwardsarchitecture.co.uk

Project
21004 - Clay End Barn
MNR Homes
Drawing Title
Proposed Boundary
Treatment Plan

Scale at A1
As indicated
Information Issued
S0 - For Information
Project Originator Volume Local Type Role Number Rev
21004 - EArch - PL - XX - DR - A - 0111 - P03

Clayend Farm